



MEETING NOTES

Region 39 Family Council Meeting

Location: Birth to Five Illinois Hybrid (Zoom)

Date & Time: February 2, 2023, 5:30 PM – 7:30 PM

Council Members present: Sammantha Barrera, Simone Houston, Terrence Taylor, Ashley Johnson & Chelsea Brown

Council Members Absent: Penny Detmers, Brianna Wade, Georgia Martin

5:30 PM Welcome & Check-in

Notes: Introductions were done by Birth to Five staff and all council members. Ice breaker activity was done to open up communication and get members to start to learn more about each other.

Decisions made: N/A

Next Steps: N/A

Start Time: 6:00 Staying Connected, Engaged, and Up to Date

Notes: The council reviewed the agreed upon Community Agreements and the Birth to Five Illinois Mission, Vision, Values & Goals. A review was done of the work to date around our Biggest Dreams and Deepest Potholes activities from the last meeting for any comments, questions, concerns, or need for additional statements to be added and overall feeling of where the council is at regarding this activity. A mind map was shared showing the progression of the work thus far.

Decisions made: N/A

Next Steps: N/A



Start Time: 6:15 Developing Our Regional Scan (cont'd)

Notes: An in-depth dive and Jamboard activity was done specifically relating the following data:

- Population of Children under five by County
- Number of children under age 6 and where they are located on the Region 39 map. Discussed the breakdown by municipalities
- Children in Region 39 by Race/Ethnicity as seen on the Regional map broken down by municipalities
- Children in Region 39 at <100% Poverty Level as seen on the Region 39 map broken down by municipalities
- Region 39 location of Licensed ECEC Providers

Great discussion was had in the Jamboard activity discussing the “Here’s What” (the facts of the data), and the “So What” (the interpretations, wonderings, and implications of the data). See Appendix A.

Reactions from this activity included:

- We need to move into the future of new industry to bring in more families to Region 39 with more exciting job opportunities
- People in Region 39 don’t know how to get involved with resources
- Teachers/mentors are needed to show parents and caregivers how to participate in resources
- There is discrimination still being experienced on a racial level as an adult and I am unwilling to involve my children in experiencing what I have experienced in certain communities
- It is starting to be clear that DPS schools are becoming more black and brown students
- Leadership needs to understand the diversity that is in our communities (Mt Zion students speak 14 different languages)
- Some resources are great to have, but there are 4 month waiting lists for free programs (Baby Talk)

Decisions made: N/A

Next Steps: N/A



Start Time: 7:15 PM Questions & Comments

Notes: No questions or concerns were vocalized

Decisions made: N/A

Next Steps: N/A

Start Time: 7:20 PM Next Meeting Details

Notes: Next meeting was discussed

Decisions made: The next meeting will be hybrid on Wednesday, February 15 from 5:30-7:30 p.m.

Next Steps: N/A

Start Time: 7:25 PM Reflection & Check Out

Notes: Everyone was feeling hopeful and excited about the Family Council work being done to this point. Discussion went on until 8pm between members regarding what to take to Action Council's next meeting which included:

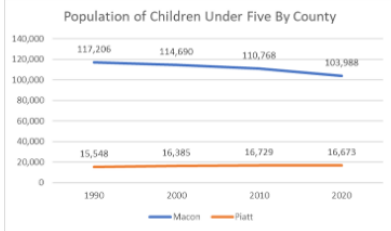
- Be mindful of the diversity in our community
- Piatt county's access to ECEC services doesn't meet the need of their families. There are parents that work 12 hour shifts but no child care that offers those services in the community
- Parents with high risk children are facing barriers to the free services with waiting lists

Decisions made: N/A

Next Steps: Kista to send out invitations for the next meetings and notes from tonight's meeting

Appendix A

DEMOGRAPHIC DATA POINT #1 Population in Region 39



Source: Illinois Early Childhood Asset Map <https://ecam.illinois.gov/>

Here's What

Population of children under 5 in Macon Co. is decreasing.

Population of children under 5 in Platt county are increasing.

So What

Job wage is too low for families.

I think families are not moving here because the workforce/job landscape has changed.

Resources may or may not be available and/or accessible by all.

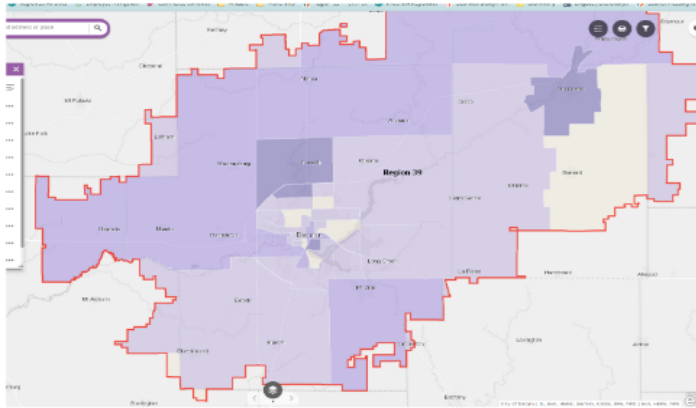
We do not have or are not developing the skills families need

Wonder: Population ratio of parents/children

Each daycare ranges in size/classrooms. What are the max enrollments for each center.

How many daycare centers in each county?

<p>Here's What</p>	<p>Private Think Time (2-4 minutes)</p> <p>Facts.</p> <ul style="list-style-type: none"> I notice ... I observe ... <p>CAUTION: This is not what you think, feel, or wonder. Any statements made should not be followed by "because."</p> <p>Discuss what was noticed (2-4 minutes)</p>
<p>So What?</p>	<p>Private Think Time (2-4 minutes)</p> <p>Interpretations, Wonderings, Implications.</p> <ul style="list-style-type: none"> How does this data tie with your thinking? <ul style="list-style-type: none"> I feel ... What questions does this data generate? <ul style="list-style-type: none"> I wonder ... What may have led to these results? <ul style="list-style-type: none"> I think ... How does this connect to priorities, programs, actions, and services? <ul style="list-style-type: none"> I can draw a connection with ... <p>Discuss Interpretations of the data (4-8 Minutes)</p>
<p>Now What?</p>	<p>Group Discussion & Plan for Action</p> <p>Action Plan, Next Steps, Outcomes.</p> <ul style="list-style-type: none"> What other data do we need to collect and look at? <ul style="list-style-type: none"> How can we gather additional data? How will we communicate our findings with the Action Council? <ul style="list-style-type: none"> How will we follow up with the Action Council to make sure our voices were heard? Who else needs to know about our findings and how can we communicate them? <ul style="list-style-type: none"> What ongoing communication strategies can we use to assure initiatives, actions, and services are outcomes of this work?



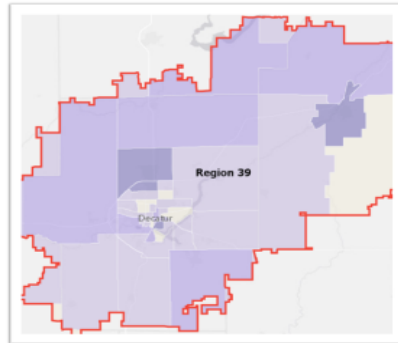
DEMOGRAPHIC DATA POINT #2

Number of children under age 6

Children Under Age 6

- > 398 - 631
- > 236 - 398
- > 119 - 236
- 0 - 119

of Children Birth-2: 4,374
of Children 3-5: 4,875



Source: Illinois Action for Children Asset Map <https://iafc-maps.arcgis.com/>

Here's What

There is a large chunk of area where there are not very many kids under 6.

Piatt County kids under 6 are primarily in Monticello.

There appear to be fewer kids under 6 in Decatur than surrounding areas.

Decatur lots/houses are closer together the more inner city you are...as you move out "we" spread out.

So What

Resources are fewer in Decatur.

I wonder if there the lower count of kids is country.

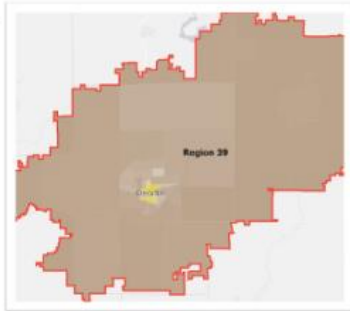
I wonder if there are more apartments or old houses turned into apartments in the areas with higher numbers of kids.

I wonder where the resources (ECE) are located.

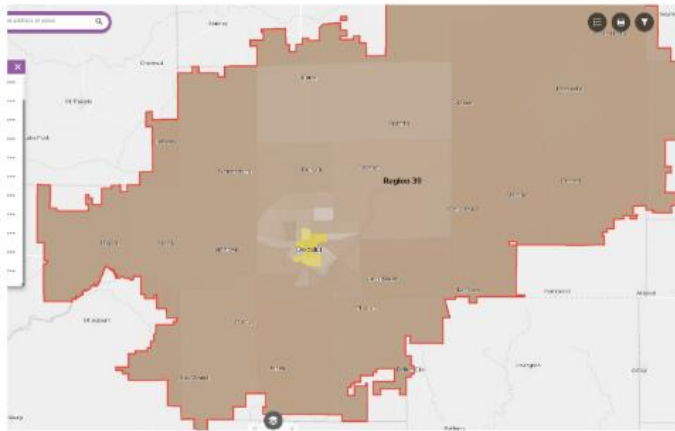
DEMOGRAPHIC DATA POINT #3

Children in Region 39 by Race/Ethnicity

- Predominant category
- Non-Hispanic White Population
 - Hispanic or Latino Population
 - Black or African American Population
 - Asian Population
 - American Indian and Alaska Native Population
 - Two or More Races Population
 - Native Hawaiian and Other Pacific Islander Population
 - Some Other Race Population



Source: Illinois Early Childhood Asset Map: <https://earlychildhood.org/>



Here's What

The majority of Region 39 is white, non-hispanic.

Decatur Public Schools are diverse.

Decatur has limited diversity, while outside of Decatur has no diversity that shows in mapping.

So What

How do we better understand the needs of those who are not presented in the data (ECEC)?

We feel there is not diversity in our ECEC systems that is in alignment with later schooling.

Families want diversity of ECEC services.

Based on conversations with community members, many families feel stuck instead of choosing.

